

# Foot switches

7000 Series

Table of contents



Single or double foot switches with the EN ISO 13850 emergency stop option.  
Available with electric or pneumatic controls.

## TABLE OF CONTENTS

■ Single foot switches	pag. 127	■   Double foot switches – Technical data	pag. 128
------------------------	----------	---	----------


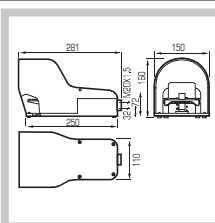
# Foot switches

## 7000 Series


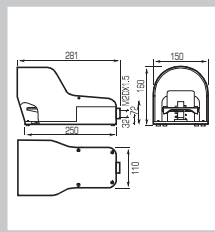
IP54 □ thermoplastic type - Single


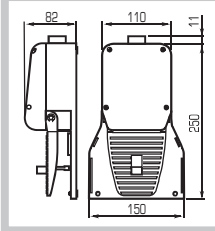
AUTOMATION TECHNOLOGIES


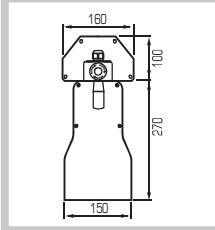
### SAFETY FOOT SWITCHES


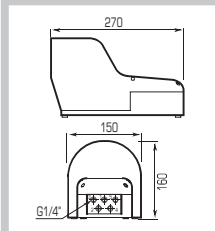
DESCRIPTION	CONTACTS	CODE	WEIGHT gr	MIN. PACK QTY.	DIMENSIONS
 <p>With trigger mechanism requiring positive action to allow pedal operation</p>	Slow break *	7007	1.400	1	
	1NO				
	2NO	7008			

### FOOT SWITCHES

DESCRIPTION	CONTACTS	CODE	WEIGHT gr	MIN. PACK QTY.	DIMENSIONS
 <p>With pedal latching device and without trigger mechanism</p>	Slow break *	7011	1.400	1	
	1NO				

 <p>Without rest position trigger mechanism</p>	Slow break *	7006I	1.300	1	
	1NC+1NO				

 <p>With trigger mechanism and EN ISO 13850 emergency stop</p>	Slow break *	7007EM	3.900	1	
	Slow break * Two speeds	7015EM	3.910		
	2NO				


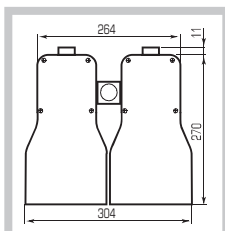
 <p>Pneumatic with trigger mechanism</p>	With 1/4" 5 ways valve	7023	1.600	1	
		7024		1	
<p>Pneumatic with pedal latching device and without trigger mechanism</p>					


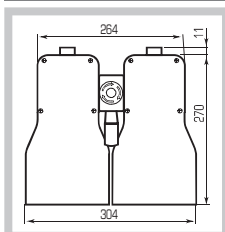
(\*) On request can be supplied with snap action contacts

# Foot switches

## 7000 Series


IP54 □ thermoplastic type - Double

DOUBLE						
DESCRIPTION	CONTACTS	CODE	WEIGHT gr	MIN. PACK QTY.	DIMENSIONS	
 <p>With trigger mechanism requiring positive action to allow pedal operation</p>	Slow break *		3.100	1		
	1NO	7018				
	2NO	7019				

DOUBLE WITH EN418 EMERGENCY STOP						
DESCRIPTION	CONTACTS	CODE	WEIGHT gr	MIN. PACK QTY.	DIMENSIONS	
 <p>With trigger mechanism requiring positive action to allow pedal operation</p>	Slow break *		5.300	1		
	1NO	7018EM				
	2NO	7019EM				

(\* ) On request can be supplied with snap action contacts

### GENERAL CHARACTERISTICS

Comply with		IEC/EN60947-5-1										
Rated insulation voltage $U_i$	V	690 (pollution class 3)										
Rated impulse withstand voltage $U_{imp}$	kV	4										
Operating frequency	Hz	50/60										
Rated thermal current $I_{th}$	A	10										
Rated operating current $I_e$ :												
AC-15 alterante current	V	<table border="1"> <tr> <td>24</td><td>60</td><td>110</td><td>230</td><td>400</td> </tr> <tr> <td>16</td><td>12</td><td>8</td><td>6</td><td>4,5</td> </tr> </table>	24	60	110	230	400	16	12	8	6	4,5
24	60	110	230	400								
16	12	8	6	4,5								
	A	<table border="1"> <tr> <td>24</td><td>48</td><td>60</td><td>110</td><td>230</td> </tr> <tr> <td>2</td><td>1,2</td><td>0,85</td><td>0,4</td><td>0,25</td> </tr> </table>	24	48	60	110	230	2	1,2	0,85	0,4	0,25
24	48	60	110	230								
2	1,2	0,85	0,4	0,25								
DC-13 continuous current	V	1000A - 10A-500V class gG fuses										
	A											
Conditional short circuit withstand		≤25										
Contact impedance	mΩ	Slow break double gap contacts										
Contact type		NC contact with positive opening 										
Positive opening		Class II										
Electric shock protection	IEC 536	IP54										
Protection rating	IEC 529	Operating -25 +70										
Ambient temperature	°C	Storage -30 +70										
Termination type	°C	Screw clamp terminals										
Cable entry		No. 1 M20x1.5										

(\* ) On request can be supplied with snap action contacts